



KEMPER hitsaussolut

Perusohje kokoonpanoon ja suunnitteluun.

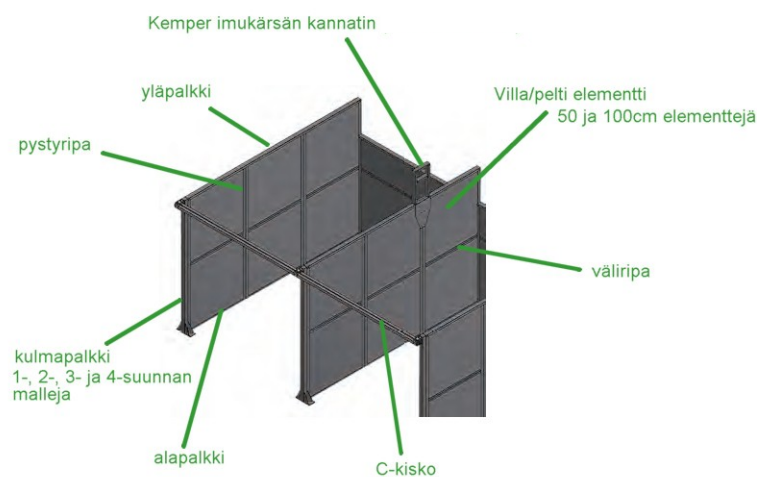
Hitsaussoluston rakentaminen on erittäin helppoa Kemperin modulaarisesta osasarjasta. Muutama asia on kuitenkin syytä selvittää etukäteen, sillä varsinkin isompien kokonaisuuksien rakentamiseen tarvittava tavaramäärä on syytä laskea huolella.

Kaikki osat toimitetaan yksittäispakattuina, kuljetusteknisistä ja varastologistisista syistä johtuen, ja tämä asettaa haasteita työn aloittamiselle. Eli ennen pakkausten silmitöntä purkamista on syytä tutustua kokoonpanoon ja erilaisiin osiin huolella. Kemper ei toimita kokoonpanokuvia muiden kuin itse suunnittelemiensa rakenteiden osalta, eli ole omien suunnitelmiesi kanssa huolellinen.

Rakentajien pitää ymmärtää ja tietää vähintään seuraavat asiat:

- * Toteutuksen päämitat ja lay-out piirustus**
- * Imurin/suodattimen sijoituspaikan**
- * Mahdollisen hiontapisteen paikan**
- * Yksittäisten hitsaussolujen nimellimitat**
- * Solujen lukumäärän**
- * Imukärsien ja UV-verhojen/ikkunoiden sijainnin**

Perusosat ja niiden sijainti:






Single components


Supports with ground clearance (100 mm) Height: 2.120 mm

Part No.	Description
141 0193	1-way support
141 0502	1-way support with square tube
141 0196	2-way support 90°
141 0197	2-way support 180°
141 0501	2-way support with 180° square tube
141 0198	3-way support
141 0199	4-way support




Supports with ground clearance (100 mm) Height: 2.630 mm

Part No.	Description
141 0223	1-way support
141 0525	1-way support with square tube
141 0363	2-way support 90°
141 0597	2-way support 180°
141 0895	2-way support with 180° square tube
141 0897	3-way support
141 0896	4-way support




Supports with ground clearance (100 mm) Height: 3.130 mm

Part No.	Description
141 0417	1-way support
141 0548	1-way support with square tube
141 0418	2-way support 90°
141 0415	2-way support 180°
141 0549	2-way support with 180° square tube
141 0585	3-way support
141 0898	4-way support




Supports without clearance Height: 2.020 mm

Part No.	Description
141 0683	1-way support
141 0663	1-way support with square tube
141 0474	2-way support 90°
141 0473	2-way support 180°
141 0662	2-way support with 180° square tube
141 0666	3-way support




Supports without ground clearance Height: 2.530 mm

Part No.	Description
141 0433	1-way support
141 0488	1-way support with square tube
141 0434	2-way support 90°
141 0435	2-way support 180°
141 0487	2-way support with 180° square tube
141 0436	3-way support






Single components



Supports without ground clearance


Height: 3.030 mm

Part No.	Description
141 0899	1-way support
141 0570	1-way support with square tube
141 0794	2-way support 90°
141 0844	2-way support 180°
141 0900	2-way support with 180° square tube
141 0901	3-way support




Intermediate rails

Part No.	Description
131 1304	Lower intermediate rails 25 x 55 x 25 x 2 x 420 mm
131 0912	Lower intermediate rails 25 x 55 x 25 x 2 x 920 mm
131 1305	Middle intermediate rails 25 x 55 x 25 x 2 x 420 mm
131 0911	Middle intermediate rails 25 x 55 x 25 x 2 x 920 mm




Cover

Part No.	Description
131 1399	Cover 30 x 62 x 30 x 2 x 510 mm
131 0963	Cover 30 x 62 x 30 x 2 x 1.010 mm
131 1427	Cover 30 x 62 x 30 x 2 x 1.520 mm
131 0910	Cover 30 x 62 x 30 x 2 x 2.020 mm
131 1653	Cover 30 x 62 x 30 x 2 x 3.030 mm



Sound insulation plates

Part No.	Description
144 0443	Sound insulation plate, perforated sheet on both sides, 1.000 x 500 x 50 mm
144 0326	sound insulating element 1.000 x 1.000 x 50 mm
144 0669	Sound insulation plate, perforated / solid sheet, 1.000 x 500 x 50 mm
144 0666	Sound insulation plate, perforated / solid sheet, 1.000 x 1.000 x 50 mm



Window frames with window (red pane)


Part No.	Description
141 0529	Window frames with window, red pane, 1.000 x 500 mm
141 0438	Window frames with window, red pane, 1.000 x 1.000 mm



Single components

Mounting socket for *KEMPER* extraction / telescopic arm

Part No.	Description
131 0950	Mounting socket for <i>KEMPER</i> extraction / telescopic arm




Booth entrance with movable strips

Part No.	Description
95 000 003 000	Booth entrance for booths with movable 2 m strips 1,8 m, 33 % overlap, dimensions 300 x 2 mm



Booth entrance with fixed element and movable strips

Part No.	Description
95 000 003 100	Booth entrance for 2 m booths with fixed element including windows and movable strips. Strips 1,8 m, 33 % overlap, dimensions 300 x 2 mm



Booth entrance with fixed element and movable door

Part No.	Description
95 000 002 000	Booth entrance for 2 m booths with fixed element and movable door

